



MULTI SLIDE SYSTEMS



LaCANTINA'S NEW CLASS OF MULTI SLIDE COMBINES THE PREFERRED FEATURES OF SYMMETRY, STRENGTH AND PERFORMANCE OF A LIFT SLIDE DOOR SYSTEM AND THE FUNCTIONALITY AND VALUE OF A MULTI SLIDE. OUR **NEW CLASS** OF SLIDING DOOR PROVIDES OPTIMAL AESTHETICS, PERFORMANCE AND VALUE.

MULTI SLIDE

OUR PANEL DESIGN, ENGINEERED TO THE DEMANDS OF A FOLDING SYSTEM, ADAPT PERFECTLY TO A MORE ROBUST AND UNMATCHED SLIDING DOOR. WITH THE SAME CLEAN MINIMAL DESIGNS AS OUR FOLDING SYSTEMS, OUR MATCHING NARROW STILES AND LOW PROFILE RAILS MEAN SYMMETRY AND STYLE ARE NEVER COMPROMISED. OUR **MULTI SLIDE** IS A **PERFECT MATCH** TO OUR FOLDING AND SWING DOORS FOR THE **COMPLETE DOOR PACKAGE**.


LaCANTINA MULTI SLIDE SYSTEMS ARE AVAILABLE IN ALUMINUM, ALUMINUM THERMALLY CONTROLLED, ALUMINUM WOOD AND CONTEMPORARY CLAD.

FEATURES


- OVERSIZED DOOR PANELS PROVIDING MORE GLASS AND LIGHT
- INLINE PANELS SLIDE AWAY EFFORTLESSLY WITHOUT INTERRUPTION INTO LIVING AREAS
- MULTIPLE CONFIGURATIONS AVAILABLE INCLUDING POCKETING AND ZERO POST CORNER CONFIGURATIONS
- AAMA CERTIFIED ROLLING HARDWARE TO HANDLE EXTREME PANEL WEIGHTS
- EXTRUDED COMPOSITE ACETAL WHEELS FOR QUIET OPERATION
- SELF-DRAINING WEATHER RESISTANT SILL WITH INTERIOR STOP HEIGHT OPTIONS TO PROVIDE PROTECTION AGAINST WEATHER
- FLUSH AND COMMERCIAL SILL OPTIONS
- ADVANCED SEAL SYSTEM PROVIDES ULTIMATE WEATHER PROTECTION WITHOUT COMPROMISING EASE OF OPERATION
- UNIQUE INTERLOCKING TRACK DESIGN FOR ADDED STRENGTH AND STRUCTURAL INTEGRITY
- WIDE RANGE OF GLAZING OPTIONS FOR IMPROVED THERMAL PERFORMANCE, SAFETY PROTECTION AND PRIVACY
- INTEGRATED SCREEN SYSTEMS FOR YEAR ROUND COMFORT AND PROTECTION AGAINST THE ELEMENTS

LaCANTINA SLIDING SYSTEMS UTILIZE ARCHITECTURAL GRADE MATERIALS AND AAMA CERTIFIED LOW PROFILE WHEELS FOR INCREASED DURABILITY AND SMOOTHER PERFORMANCE. **LaCANTINA'S** MINIMAL ONE PIECE HANDLE HARDWARE IS OFFERED IN A STAINLESS OR BRONZE FINISH.

HARDWARE



LOCKING HARDWARE
STAINLESS




LOCKING HARDWARE
BRONZE




ROLLING HARDWARE
ACETAL OR STAINLESS STEEL

SILL OPTIONS THAT SUIT WEATHER EXPOSURE OR FLUSH FLOOR TRANSITIONS FROM INSIDE TO OUTSIDE.


SILL CONSIDERATIONS



WEATHER RESISTANT SILL



FLUSH SILL



RAMP SILL

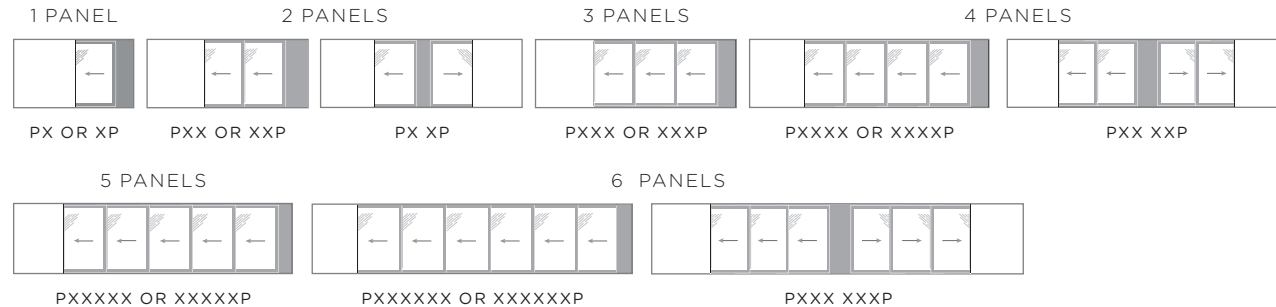
SIZING

OUR MULTI SLIDE SYSTEMS ARE CUSTOM MADE AND ARE AVAILABLE FOR SMALLER OPENINGS SUCH AS WINDOWS OR FOR EXPANSIVE OPENINGS UP TO 8' WIDE AND 12' TALL. INDIVIDUAL PANEL SIZES ARE BASED ON A MAXIMUM OF 60 SQ. FT. OF GLASS PER PANEL.


CONFIGURATIONS

LaCANTINA'S MULTI SLIDE SYSTEMS OFFER A RANGE OF STACKING AND POCKETING CONFIGURATIONS AND ARE AVAILABLE UP TO 12 PANELS, 6 IN EACH DIRECTION. BELOW ARE A SAMPLE OF POPULAR CONFIGURATION OPTIONS.




POCKET OPTIONS



STACKING OPTIONS



LaCANTINA MULTI SLIDE SYSTEMS MATERIAL COMPARISON



MATERIAL	ALUMINUM	ALUMINUM THERMALLY CONTROLLED	ALUMINUM WOOD	CONTEMPORARY CLAD
STYLE	CONTEMPORARY	CONTEMPORARY	TRADITIONAL	CONTEMPORARY TO TRADITIONAL
PRICING	LOWER COST \$	UPGRADE \$ FOR PERFORMANCE & FEATURES	UPGRADE \$ FOR PERFORMANCE & FEATURES	UPGRADE \$ FOR PERFORMANCE & FEATURES
PANEL CONSTRUCTION	ALUMINUM	ALUMINUM WITH THERMALLY EFFICIENT CORE	ALUMINUM WITH SOLID WOOD ON THE INTERIOR	ENGINEERED WOOD CORE WITH EXTERIOR ALUMINUM
U-VALUE LOW-E 366 ARGON*	.48	.42	.42	.34
U-VALUE .32 OR LESS GLAZING OPTION	NO	YES	YES	YES
ENERGY EFFICIENCY	GOOD	BETTER	BETTER	BEST
PANEL THICKNESS	1 3/4"	2 1/4"	2 1/4"	2 1/4"
STOCK FINISHES	CLEAR ANODIZED BRONZE ANODIZED WHITE PAINT	CLEAR ANODIZED BRONZE ANODIZED WHITE PAINT (SPLIT FINISH FOR INTERIOR & EXTERIOR AVAILABLE)	WHITE PAINT BRONZE PAINT	CLEAR ANODIZED BRONZE ANODIZED WHITE PAINT BRONZE PAINT
STILE & RAIL PROFILE	2 3/4"	2 15/16"	3 5/8"	2 15/16"
ADDITIONAL BOTTOM RAIL OPTIONS	10" ADA	-	-	7 1/2", 10" ADA
SIMULATED DIVIDING LITES (SDLs)	1" CONTEMPORARY	1" CONTEMPORARY	1" CONTEMPORARY OR TRADITIONAL	1" CONTEMPORARY OR TRADITIONAL
IN-STOCK WOOD	-	-	VG FIR OR SAPELE MAHOGANY	VG FIR OR SAPELE MAHOGANY
MULTI SLIDE PANEL LOCKING	CONCEALED MULTI-POINT	CONCEALED MULTI-POINT	CONCEALED MULTI-POINT	CONCEALED MULTI-POINT

* PERFORMANCE BASED ON WEATHER RESISTANT SILL WITH 2 5/16" INTERIOR LEG HEIGHT